

Nowak-Mosty MKS Będzin **3** **1** BKS Bydgoszcz

Set	Duration	Partial score			Score
1	00:27	5-8	13-16	19-21	23-25
2	00:24	8-4	16-10	21-14	25-18
3	00:25	7-8	16-13	21-17	25-18
4	00:31	4-8	15-16	19-21	26-24





Match Date **14/03/2026** Spectators
Hall Time **18:00** Receipts
City Referees

	Set	Points				Vote	Points			Serve			Reception			Attack			BK		
		1	2	3	4		Tot	BP	W-L	Tot	Err	Pts	Tot	Err	Pos% (Exc%)	Tot	Err	Blo		Pts	Pts%
01	Sadkowski Jakub	5	5	5	5	6.8	8	5	+7	11	7	.	1	5	71%	3
02	Szwaradzi Patryk	3	3	3	3	5.8	18	10	+10	15	4	5	.	.	.	22	2	2	12	55%	1
03	Sałata Ryszard				
07	Szpernalowski Mateusz				
13	Puczkowski Radosław				
16	Gruszczynski Dawid	6	6	6	6	6.3	2	1	.	8	2	2
17	Wnuk Kacper					5.5	2	1	+2	6	1	.	.	1	100%	1
18	L Nowowski Maciej					5.5	.	.	-1	.	.	.	17	1	41% (18%)
20	L Sas Maciej				
66	Polczyk Tomasz	4	4	4	4	5.9	15	5	+3	16	4	.	32	4	41% (19%)	26	2	2	14	54%	1
77	Polyński Mariusz	2	2	2	2	6	8	5	+2	17	5	4	.	.	.	8	1	.	2	25%	2
98	Ptaszyński Maciej	1	1	1	1	5.5	8	5	+2	25	3	4	12	1	58% (33%)	18	1	1	4	22%	.
Players total						61	32	+25	98	18	13	61	6	44% (21%)	82	6	6	38	46%	10	
						Points won	Ser	Atk	Blo	Op	Er										
Coach Radosław Kolanek		Set 1	1	14	.	8	24	5	1	19	1	47% (26%)	22	1	2	14	64%	.			
Assistant Błażej Kuśmierz		Set 2	4	8	4	9	24	4	4	14	1	64% (21%)	18	3	2	8	44%	4			
		Set 3	2	9	1	13	25	4	2	10	1	10% (10%)	14	.	1	9	64%	1			
		Set 4	6	7	5	8	25	5	6	18	3	44% (22%)	28	2	1	7	25%	5			

	Set	Points				Vote	Points			Serve			Reception			Attack			BK		
		1	2	3	4		Tot	BP	W-L	Tot	Err	Pts	Tot	Err	Pos% (Exc%)	Tot	Err	Blo		Pts	Pts%
02	Winiarski Oliwier					.	.	.	-1	1	.	.	1	1	0% (0%)
04	Bień Błażej	3	2	3	4	6.4	.	.	-6	14	5	3	1	.	.	0%	.
05	Sobociński Radosław				
06	Lisicki Sebastian				2	5.6	11	7	-2	10	4	2	10	3	40% (30%)	21	4	2	9	43%	.
07	Kraut Jakub	4	3	4	5	5.9	10	5	.	8	3	.	18	3	28% (6%)	20	1	3	8	40%	2
13	Narkowicz Emil	5	4	5	6	5.8	5	1	.	15	3	.	3	.	33% (33%)	9	.	2	4	44%	1
14	L Dzierżyński Bartosz					5.5	.	.	-4	.	.	.	26	4	38% (23%)
19	Mendel Patryk	1	6	1		5.5	7	1	.	6	3	.	17	1	35% (12%)	16	1	2	7	44%	.
22	Szarek Łukasz	6	5	6	1	6.3	18	4	+12	13	2	.	2	.	100% (0%)	30	4	.	16	53%	2
23	Golik Adam	2	1	2	3	5.5	5	3	.	17	4	3	1	.	100% (0%)	5	.	1	2	40%	.
24	Rakowski Dominnik					.	4	1	+3	2	1	1	.	.	.	6	.	.	3	50%	.
35	Ramotowski Tymon					7	1	1	2	1	50% (50%)	2	.	.	.	0%	1
Players total						61	23	+2	86	25	6	80	13	38% (18%)	112	11	10	49	44%	6	
						Points won	Ser	Atk	Blo	Op	Er										
Coach Michał Masny		Set 1	1	16	2	6	24	5	1	19	1	58% (26%)	32	3	.	16	50%	2			
Assistant Adrian Pasierb		Set 2	1	8	2	7	19	5	1	20	4	30% (15%)	22	3	4	8	36%	2			
		Set 3	1	12	1	4	18	8	1	21	2	33% (10%)	26	4	1	12	46%	1			
		Set 4	3	13	1	7	25	7	3	20	6	30% (20%)	32	1	5	13	41%	1			

Nowak-Mosty MKS Będzin				BKS Bydgoszcz							
Points	Reception	61		Kill on reception				Reception	80	Points	
S in Diff	Points SO	29		1st Attack AFTER POSITIVE RECEPTION (+#)				Points SO	38	S in Diff	
6	Each 2.1 receptions		Errors	Blo	Pts%	Tot	Tot	Pts%	Blo	Errors	
5	1 Point		1	2	48%	27	30	60%	3	2	
4			1st Attack AFTER NEGATIVE RECEPTION (-!)								
3	Serve	98	Errors	Blo	Pts%	Tot	Tot	Pts%	Blo	Errors	
2	Points BP	32	4	2	48%	21	34	32%	4	4	
1	Each 3.06 serves		Attack on dig								
	1 Break point		Errors	Blo	Pts%	Tot	Tot	Pts%	Blo	Errors	
			1	2	44%	34	48	42%	3	5	
							Reception	86	Points		
							Points SO	23	S in Diff		
							Each 2.11 receptions		6	-9	
							1 Point		5	+1	
									4	-2	
							Serve	86	3	-9	
							Points BP	23	2	+1	
							Each 3.74 serves		1	+4	
							1 Break point				

BP Break point
Err Errors
Pos% Positive +#
W-L Won-Lost
Pts Points
Blo Blocked
Exc Excellent

 Substitute
 Starting lineup
 Starting setter
 Starting serve