





Nowak-Mosty MKS Będzin			1	3	GKS Katowice		
Match	Date	25/09/2025	Spectators				
Hall	Time	20:30	Receipts				
City	Referees						
Set		Duration	Partial score		Score		
1	00:32	5-8	9-16	21-20	25-27		
2	00:29	7-8	13-16	21-20	25-22		
3	00:24	3-8	10-16	11-21	13-25		
4	00:26	5-8	10-16	15-21	20-25		

	Set					Points			Serve			Reception			Attack			BK			
	1	2	3	4	5	Vote	Tot	BP	W-L	Tot	Err	Pts	Tot	Err	Pos% (Exc%)	Tot	Err		Blo	Pts	Pts%
01 Sadkowski Jakub	6	1	6	1		6.3	4	1	+2	6	1	.	1	.	0% (0%)	6	1	.	2	33%	2
02 Szwaradzki Patryk	4	5	4	5		6.1	20	10	+13	18	.	3	1	.	0% (0%)	39	3	4	14	36%	3
03 Sałata Ryszard						5.5	1	1	-1	7	.	.	10	2	20% (0%)	2	.	.	1	50%	.
06 Ratajczak Artur	3	4	3	4		6.2	8	3	+5	12	1	1	3	.	100% (33%)	9	1	1	5	56%	2
07 Szpernalowski Mateusz		2	1	2		5.5	.	.	-3	13	3
11 Wróbel Miłosz						.	1	.	.	2	1	1	.	.	1	100%	.
13 Puczkowski Radosław						7	4	3	+3	1	1	.	3	.	67% (33%)	8	.	.	3	38%	1
16 Gruszczyński Dawid	1					.	1	1	+1	4	.	1
17 Wnuk Kacper						.	.	.	-1	1	1	1	.	.	.	0%	.
18 L Nowowski Maciej						5.5	.	.	-1	.	.	.	12	1	42% (8%)
20 L Sas Maciej						.	.	.	-1	.	.	.	10	1	50% (0%)
66 Polczyk Tomasz	5	6	5	6		5.9	12	3	+2	7	2	.	29	2	45% (17%)	30	2	4	10	33%	2
98 Ptaszyński Maciej	2	3	2	3		5.5	8	3	-5	13	2	1	15	1	33% (7%)	31	5	5	7	23%	.
Players total						59	25	+14		84	12	6	84	7	42% (11%)	127	12	14	43	34%	10
		Points won		Ser		Atk		Blo		Op		Er									
Coach Radosław Kolanek	Set 1		4	13	4	4	26	2	4	24	2	50% (13%)	38	3	5	13	34%	4			
Assistant Błażej Kuśmierz	Set 2		1	14	3	7	24	4	1	19	1	21% (0%)	36	2	4	14	39%	3			
	Set 3		.	5	1	7	14	2	.	20	3	50% (15%)	24	3	2	5	21%	1			
	Set 4		1	11	2	6	20	4	1	21	1	43% (14%)	29	4	3	11	38%	2			

	Set					Points			Serve			Reception			Attack			BK			
	1	2	3	4	5	Vote	Tot	BP	W-L	Tot	Err	Pts	Tot	Err	Pos% (Exc%)	Tot	Err		Blo	Pts	Pts%
01 Krulicki Bartłomiej	5	5	2	2		7	9	4	+8	14	7	.	1	4	57%	5
03 Łysikowski Mateusz					
04 Schmidt Bartosz	2	2	5	5		6.3	10	4	+6	19	2	1	.	.	.	11	2	.	6	55%	3
06 Fenoszyn Piotr						7	2	2	+2	2	.	1	1
08 Gibek Krzysztof		1	4	4		6.1	10	4	+4	20	2	1	14	1	50% (21%)	13	2	1	7	54%	2
09 Quiroga Gonzalo	4	4	1	1		5.5	11	4	+2	13	3	.	21	1	48% (0%)	30	1	4	10	33%	1
10 Domagała Damian						.	2	1	+2	1	3	.	.	2	67%	.
11 Superlak Michał	3	3	6	6		6.4	27	13	+16	16	5	4	.	.	.	40	2	4	21	53%	2
12 Włodarczyk Wojciech	1					5.5	2	1	.	3	1	.	8	1	50% (13%)	9	.	.	2	22%	.
14 Pająk Grzegorz	6	6	3	3		5.8	.	.	-2	10	1	4	1	.	.	0%	.
16 L Waloch Patryk					
23 Hudzik Damian					
27 Wóz Maciej					
59 L Marek Kajetan						5.5	.	.	-3	.	.	.	29	3	48% (14%)
Players total						73	33	+35		98	14	7	72	6	49% (11%)	117	8	10	52	44%	14
		Points won		Ser		Atk		Blo		Op		Er									
Coach Emil Siewiorek	Set 1		2	14	5	6	26	2	2	24	4	42% (13%)	39	2	4	14	36%	5			
Assistant Maciej Barczyński	Set 2		1	11	4	6	23	4	1	20	1	45% (15%)	28	2	3	11	39%	4			
	Set 3		3	14	2	6	24	4	3	12	.	67% (0%)	28	3	1	14	50%	2			
	Set 4		1	13	3	8	25	4	1	16	1	50% (13%)	22	1	2	13	59%	3			

Nowak-Mosty MKS Będzin				GKS Katowice						
Points	Reception	84		Kill on reception				Reception	72	Points
S in Diff	Points SO	34		1st Attack AFTER POSITIVE RECEPTION (+#)				Points SO	40	S in Diff
6 -2	Each 2.47 receptions		Errors	Blo	Pts%	Tot	Tot	Pts%	Blo	Errors
5 -9	1 Point		5	6	34%	35	35	40%	3	2
4 +3			1st Attack AFTER NEGATIVE RECEPTION (-!)							
3 -4	Serve	84	Errors	Blo	Pts%	Tot	Tot	Pts%	Blo	Errors
2 -1	Points BP	25	3	2	27%	37	24	54%	1	2
1 -3	Each 3.36 serves		Attack on dig							
	1 Break point		Errors	Blo	Pts%	Tot	Tot	Pts%	Blo	Errors
			4	6	38%	55	58	43%	6	4
			Attack on dig							
			Errors	Blo	Pts%	Tot	Tot	Pts%	Blo	Errors
			4	6	38%	55	58	43%	6	4
			Attack on dig							
			Errors	Blo	Pts%	Tot	Tot	Pts%	Blo	Errors
			4	6	38%	55	58	43%	6	4

BP Break point
Err Errors
Pos% Positive +#
W-L Won-Lost
Pts Points
Blo Blocked
Exc Excellent

 Substitute
 Starting lineup
 Starting setter
 Starting serve